

GRADUATING THE SAUDI CRUDE MORTALITY RATES AND CONSTRUCTING THEIR MONETARY TABLES

Ahmed D. Abid, Ahmed A. Kamhawey and Othman I. Alsalloum
Dept. of Quantitative Methods
College of Administrative Sciences, King Saud University
Riyadh, Kingdom of Saudi Arabia

Keywords mortality rates, graduation methods, mathematical models, monetary tables.

Abstract The actuarial method to develop a law of mortality or a mathematical expression to graduate the Saudi crude mortality rates have been applied, also monetary tables have been constructed to assist calculating the actuarial present value for the Saudi life annuities(SPVA).

1. Introduction

Graduation may be regarded as the principles and methods by which a set of observed (or crude) probabilities are adjusted in order to provide a suitable basis for inferences to be drawn and further practical computations to be made.

The fundamental justification for the graduation of a set of observed probabilities like q_x is the premise that, if the number of individuals in the group on whose experience the data are based, n_x had been considerably larger the set of observed probabilities would have

displayed a much more regular progression with x . In the limit with n_x indefinitely large, the set of probabilities would thus exhibit a smooth progression with x . Therefore the observed data may be regarded as a sample from a large population so that the observed probabilities, derived there from, are subject to sampling errors. Providing these errors are random in nature, they may be reduced by increasing the size of the sample and thereby extending the scope of the investigation. A simpler, cheaper and more practicable alternative is often to use graduation to remove these random errors.

2. Graduation Methods

2.1 The actuarial methods of graduation can be described broadly as:[1]

a) graphical method, b) summation method, c) Kernel's method, d) the method of osculatory interpolation, e) the spline method, f) the curve fitting or parametric method, g) graduation by reference to a standard table, h) difference equation method and j) linear programming method.

2.2 The graphic method consists of drawing a graph through or near the crude values of the function to be smoothed. Smoothness has been alleged to be achieved or improved by hand-polishing the values to make the third differences as small as possible.

2.3 The summation method consists of applying a finite difference forms involving successive summations to the crude values. The accepted

'smoothing coefficients 'or 'smoothing index' is related to third differences and it follows that the more powerful smoothing index of the formula chosen, the closer it comes to the fitting of polynomial.

2.4 The Kernel's method is an elegant variation of the summation methods, which avoids the necessity of filling in the smoothed values at the two ends of the tables [2].

2.5 The method of osculatory interpolation, which aims at achieving identical third differences at points where different sections of the smoothed function meet one another.

2.6 The spline method is a variation on the method of osculatory interpolation, but third differential coefficients take the place of third differences.

2.7 The curve fitting or parametric method, or the fitting of a formula which produce a suitable shape, it has sometimes been said to give ideally smooth results, but whether it does must surely depend upon which formula or curve has been fitted.

2.8 Graduation by reference to a standard table, which depends on establishing a relationship between the crude rate and the rate obtained from the standard table by applying them on a simple formula. Clearly the degree of smoothness must depend very largely upon the smoothness of the standard table used.

3. The preliminary test for a mathematical model

The first important contribution towards finding a mathematical model was made by Benjamin Gompertz (1825), who argued that the force of mortality μ_x can be represented by the formula BC^x .

A development of Gompertz's law was subsequently made by Makeham (1860), who adapted the formula

$$\mu_x \text{ or } q_x = A + BC^x \quad (1)$$

when Gompertz's law holds the graph of the following equation is a straight line [3],

$$-\ln(-\ln(1-q_x)) = \ln\left(\frac{\ln C}{B(C-1)}\right) - x \ln C$$

(2) also a Makeham graduation appears justified and estimates of C and B can be obtained by sketching the line and noting it's slope and y-intercept,

$$\hat{C} = \exp(-slope) \quad (3)$$

$$\hat{B} = \frac{\ln \hat{C}}{(\hat{C} - 1)} \exp(-intercept) \quad (4)$$

Graduated rates can be then calculated by use of an eight-parametrs formula [4] for the age curve of mortality:

$$q_x = A^{(x+B)^C} + D \exp\left(-E \left(\ln \frac{x}{F}\right)^2\right) + \frac{GH^x}{1+GH^x} \quad (5)$$

Where q_x is the probability of someone exact age x dying before exact age $x+1$, and A, B,..., H are parameters to be estimated. The

parameters are estimated by least squares criteria, minimizing the sum of squares of the proportional differences of the fitted from the observed mortality probabilities, after regrouping into age groups. The least squares fitting criterion produce a smoothed set of ${}_5q_x$ values and single-year q_x values which aggregate to the smoothed ${}_5q_x$ values. The fit is usually very good and this procedures appears to provide excellent fits for the additional life table columns also.[5]

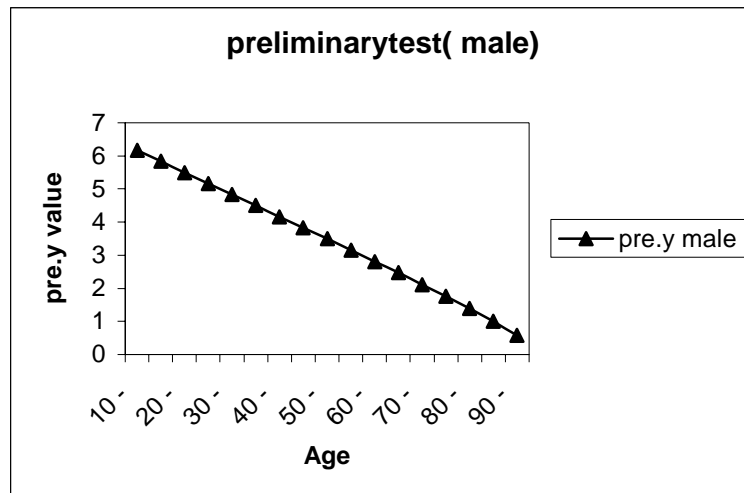
The mortality rates of insured Saudi persons were assumed equal to those of the general population. Mortality rates of invalidity pensioners and survivors were assumed equal to the mortality of active insured persons. Crude rates appear in the following table: [6]

Table(1)
Saudi Crude Mortality Rates

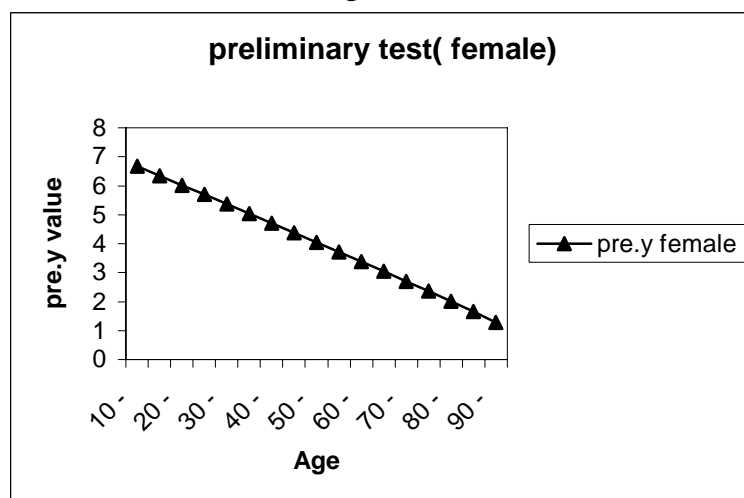
Age Interval	q_x^0 Male	q_x^0 Female
10 -	0.00209	0.00126
15 -	0.00292	0.00175
20 -	0.00408	0.00243
25 -	0.00569	0.00337
30 -	0.00794	0.00468
35 -	0.01106	0.00651
40 -	0.01541	0.00904
45 -	0.02151	0.01255
50 -	0.02998	0.01744
55 -	0.04183	0.02423
60 -	0.05834	0.03365
65 -	0.08136	0.04675
70 -	0.11463	0.06494
75 -	0.15825	0.09021
80 -	0.22068	0.12531
85 -	0.30778	0.17407
90 -	0.42926	0.24180

Applying the preliminary test on the above data, it suggests a straight line in each case for male (figure(1)) and female (figure(2)).

Figure(1)



Figure(2)



Both figures suggesting fitting a mathematical formula to graduate and represent the Saudi rates.

4. Fitting the Model

Various curve fitting have been tried [7], [8], which failed to represent the Saudi data. Heligman and Pollard mathematical formula

(eq.(5)), could represent the Saudi rates, the central mortality rates were transformed to q_x values by the classical formula,

$$q_x^0 = \frac{2m_x}{2 + m_x} \quad (6)$$

The parameters of the curve were estimated by least squares Gauss-Newton iteration [9]. The function minimized was

$$S^2 = \sum_{x=0}^{85} \left(\frac{q_x}{q_x^0} - 1.0 \right)^2 \quad (7)$$

where q_x is fitted value at age x and q_x^0 is the observed(crude) mortality rate. That is, the sum of the squares of the proportional deference between the fitted and observed rates was minimized. The observed rates above age 85 will excluded from the calculation because they appeared to be less reliable.

The graduated life tables for both sex are presented in Appendix(I), also their parameters are presented in the following table,

Table(2)
Graduation parameters for Saudi mortality experience 1990-1993

Parameter	Males	Females
A	0.02779	0.01776
B	0.56113	0.82686
C	0.43809	0.37970
D	0.00119	0.00012
E	0.86895	1.83524
F	63.37608	23.35901
G	0.00012	0.00007
H	1.08145	1.08175

The mathematical formula in equation (5) contains three terms each representing a distinct component of mortality, [4]:

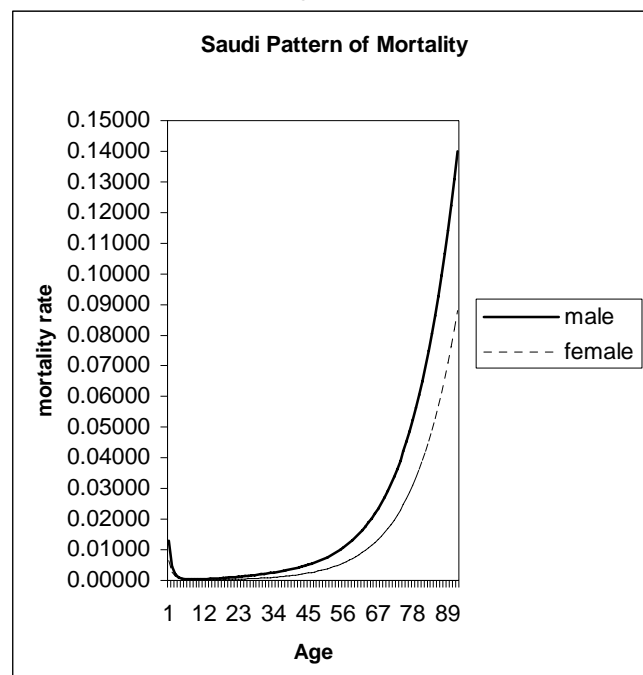
- The first term representing a rapidly declining exponentially, reflects the fall in mortality during the early childhood years as the child adapts to his or her new environment and gains immunity from the diseases of the outside world, this term has three parameters:
 - A : which is nearly equal to q_i .
 - B: is an age displacement, it measures the location of infant mortality.
 - C: measures the rate of mortality decline in childhood, the higher the value of C, the faster mortality declines with increasing age.
- The second term is a function similar to the lognormal, reflects accident mortality for males and accident plus maternal mortality for the female population. it has three parameters:
 - D: measuring the severity.
 - E: representing spread.
 - F: indicating location.
- The third term in the formula, the well-known Gompertz exponential, reflects the near geometric rise in mortality and it is

generally considered the ageing of the body, i.e. senescent mortality and it has two parameters:

- G: represents the base level of senescent mortality.
- H: represent the rate of increase of that mortality.

Comparing between the Saudi parameters of males and females in table(2), males have experienced higher child mortality than females (156.48%), which appears from the values of parameter A. Also, the higher B value for females indicate that they have relatively lower infant mortality, in the same time males have higher value of C, i.e. their rate of mortality decline with age has been faster. Parameter D for male is higher than the female, may be that return to some accident mortality, and the following figure(Figure(3)) representing Saudi pattern of mortality for both sex.

Figure(3)



5. Monetary Saudi Tables

Commutation functions are derived by combining life table functions with compound interest functions, to construct the monetary tables based on the Saudi mortality rates obtained over the available range of ages, life tables can be built up by starting with any suitable radix, say 100000, and applying successfully the relations: [10]

$$d_x = l_x q_x \quad (7)$$

$$l_{x+1} = l_x - d_x \quad (8)$$

Also a computer program has been written in VISUAL BASIC.NET to compute the following functions for ages starting from 10 to 99 inclusively for both Saudi males and females, and interest rate 5%(as an example), the monetary tables have been represented in (Appendix II):

$$\left. \begin{aligned} D_x &= v^x \cdot l_x \\ N_x &= \sum_{t=0}^{\infty} D_{x+t} \\ S_x &= \sum_{t=0}^{\infty} N_{x+t} \end{aligned} \right\} \quad (9)$$

$$\left. \begin{aligned} C_x &= v^{x+1} \cdot d_x \\ M_x &= \sum_{t=0}^{\infty} C_{x+t} \\ R_x &= \sum_{t=0}^{\infty} M_{x+t} \end{aligned} \right\} \quad (10)$$

There are also other commutation functions used for the techniques of valuation of pension benefits, the researchers will deal with them in another article. To show some comparisons between Saudi life annuities

for male and female using the calculated tables (Appendix II), and the following equations:-

$$\ddot{a}_x = \frac{N_x}{D_x} \quad (11)$$

where, \ddot{a}_x : a life annuity-due which is a series of payments of one unit at the beginning of each year, payable as long as a life aged x is alive, and it can be expressed in terms of the elementary commutation functions as indicated. If the payments are made at the end of each year, the annuity is termed an immediate life annuity. It is denoted by the symbol a_x and has the following expression,

$$a_x = \frac{N_{x+1}}{D_x} \quad (12)$$

Some comparisons are made to distinguish between the annuities of both sexes at different ages when the interest rate equal 5% in the following tables:-

Table(3)

The probable present value of a Saudi life annuity-due

Age(x)	\ddot{a}_x Male(1)	\ddot{a}_x Female(2)	Ratio(2/1)%
30	17.95	18.86	103.07
40	16.61	17.77	106.98
50	14.81	16.24	109.66
60	12.56	14.20	113.06

Table(4)

The probable present value of a Saudi immediate life annuity-due

Age(x)	a_x Male(1)	a_x Female(2)	Ratio(2/1)%
30	16.95	17.86	105.37
40	15.61	16.77	107.43
50	13.31	15.24	110.35
60	11.56	13.20	114.19

6. Conclusion

This article is adopting a law of mortality suggested by Heligman and Pollard(1980), to graduate the Saudi crude rates, it's mathematical formula contains three terms, each representing a distinct component of mortality. The curve is continuous and applicable over the entire age range, it has relatively few parameters all of which have demographic interpretation and together fully describe the Saudi age pattern of mortality for males and females. Also monetary tables have been constructed by using a computer program written in VISUAL BASIC.NET to assist calculating the actuarial present values for the Saudi life annuities (SPVA), some comparisons are made to distinguish between the annuities of both sex at different ages.

References

- [1] Abaza, A.K., "A Nonlinear Programming Approach to Graduation", Journal of Finance and Commerce, Cairo University, Bani Swaief Branch,(1998).
- [2] Copas, J. and Haberman, S., "Non-Parametric Graduation Using Kernel Methods", J.I.A,110,(1985),135-156.
- [3] Benjamin, B. and Pollard, J.H., The Analysis of Mortality and Other Actuarial Statistics, Heinemann, London,(1980).
- [4] Heligman, L. and Pollard, J.H, "The Age Pattern of Mortality", J.I.A,107,(1980),49-80.
- [5] United Nations, MortPake-Lite. Software Package for Mortality Measurement,(1988).
- [6] Abid, A.D., "Constructing abridged life tables for each the males and females in the Saudi population" Journal of King Saud University, Volume (5) Administrative Sciences (2),(1993), (361- 386).
- [7] Perks, W., "On Some Experiments in the Graduation Mortality Statistics", J.I.A,63,(1932),12-57.
- [8] Redington, F.M.,"An Exploration into Patterns of Mortality", J.I.A,(1969),95,243-317.
- [9] Sadler, D.R., Numerical Methods for Nonlinear Regression, University of Queensland Press, St Lucia, (1975).
- [10] Iyer, S., Actuarial Mathematics of Social Security Pensions, ILO and ISSA, Geneva, (1999).

Appendix I

Saudi Life Tables

SAUDI LIFE TABLE (FEMALES)

AGE	M(X,N)	Q(X,N)	I(X)	E(X)	AGE	M(X,N)	Q(X,N)	I(X)	E(X)
0	.02397	.02358	100000	80.60	52	.00393	.00392	91757	33.78
1	.00639	.00637	97642	81.54	53	.00425	.00424	91397	32.91
2	.00261	.00260	97020	81.06	54	.00459	.00458	91009	32.05
3	.00130	.00130	96767	80.27	55	.00496	.00495	90593	31.19
4	.00075	.00075	96641	79.38	56	.00536	.00534	90145	30.34
5	.00048	.00048	96569	78.44	57	.00579	.00577	89663	29.50
6	.00034	.00034	96523	77.47	58	.00626	.00624	89145	28.67
7	.00027	.00027	96489	76.50	59	.00677	.00674	88589	27.85
8	.00024	.00024	96463	75.52	60	.00731	.00729	87992	27.04
9	.00022	.00022	96440	74.54	61	.00791	.00787	87351	26.23
10	.00022	.00022	96419	73.56	62	.00855	.00851	86663	25.43
11	.00023	.00023	96397	72.57	63	.00924	.00920	85925	24.65
12	.00025	.00025	96375	71.59	64	.00999	.00994	85135	23.87
13	.00026	.00026	96351	70.61	65	.01080	.01074	84289	23.11
14	.00028	.00028	96326	69.62	66	.01167	.01160	83384	22.35
15	.00031	.00031	96299	68.64	67	.01262	.01254	82417	21.61
16	.00033	.00033	96269	67.67	68	.01364	.01355	81383	20.88
17	.00035	.00035	96237	66.69	69	.01474	.01464	80281	20.16
18	.00038	.00038	96203	65.71	70	.01594	.01581	79106	19.45
19	.00041	.00041	96167	64.74	71	.01723	.01708	77855	18.75
20	.00043	.00043	96128	63.76	72	.01862	.01845	76525	18.07
21	.00046	.00046	96086	62.79	73	.02013	.01993	75113	17.40
22	.00049	.00049	96042	61.82	74	.02175	.02152	73616	16.74
23	.00052	.00052	95995	60.85	75	.02351	.02324	72032	16.10
24	.00055	.00055	95945	59.88	76	.02540	.02509	70359	15.47
25	.00059	.00059	95892	58.91	77	.02745	.02708	68594	14.86
26	.00062	.00062	95836	57.95	78	.02966	.02923	66736	14.26
27	.00066	.00066	95776	56.98	79	.03205	.03154	64785	13.67
28	.00070	.00070	95713	56.02	80	.03462	.03403	62742	13.10
29	.00075	.00075	95645	55.06	81	.03740	.03671	60607	12.54
30	.00080	.00080	95574	54.10	82	.04039	.03959	58382	12.00
31	.00085	.00085	95497	53.14	83	.04362	.04269	56071	11.48
32	.00091	.00091	95416	52.19	84	.04710	.04602	53677	10.97
33	.00097	.00097	95329	51.23	85	.05085	.04959	51207	10.47
34	.00104	.00104	95237	50.28	86	.05489	.05343	48668	9.99
35	.00111	.00111	95138	49.34	87	.05925	.05754	46067	9.53
36	.00119	.00119	95032	48.39	88	.06394	.06196	43417	9.08
37	.00128	.00128	94918	47.45	89	.06898	.06668	40727	8.65
38	.00138	.00137	94797	46.51	90	.07441	.07174	38011	8.23
39	.00148	.00148	94667	45.57	91	.08025	.07715	35284	7.83
40	.00159	.00159	94527	44.64	92	.08652	.08294	32562	7.44
41	.00171	.00171	94377	43.71					
42	.00184	.00184	94216	42.78					
43	.00198	.00198	94042	41.86					
44	.00214	.00213	93856	40.94					
45	.00230	.00230	93656	40.03					
46	.00248	.00248	93441	39.12					
47	.00268	.00268	93209	38.21					
48	.00289	.00289	92959	37.32					
49	.00312	.00312	92691	36.42					
50	.00337	.00336	92402	35.53					
51	.00364	.00363	92091	34.65					

PARAMETERS: A= .01776 B= .82686
C= .37970 D= .00012
E= 1.83524 F=23.35901
G= .00007 H= 1.08175

SAUDI LIFE TABLE(MALES)

AGE	M(X,N)	Q(X,N)	I(X)	E(X)	AGE	M(X,N)	Q(X,N)	I(X)	E(X)
0	.06486	.06205	100000	68.27	52	.00840	.00836	81712	26.65
1	.01306	.01297	93795	71.76	53	.00899	.00895	81028	25.87
2	.00463	.00462	92578	71.70	54	.00964	.00959	80303	25.10
3	.00209	.00209	92151	71.03	55	.01033	.01028	79532	24.33
4	.00111	.00111	91959	70.18	56	.01108	.01102	78715	23.58
5	.00069	.00069	91856	69.25	57	.01188	.01181	77848	22.84
6	.00049	.00049	91793	68.30	58	.01275	.01267	76929	22.11
7	.00040	.00040	91748	67.34	59	.01369	.01360	75954	21.38
8	.00036	.00036	91711	66.36	60	.01471	.01460	74921	20.67
9	.00036	.00036	91678	65.39	61	.01580	.01568	73827	19.97
10	.00038	.00038	91645	64.41	62	.01698	.01684	72670	19.28
11	.00040	.00040	91610	63.43	63	.01826	.01809	71446	18.60
12	.00044	.00044	91573	62.46	64	.01964	.01944	70153	17.93
13	.00049	.00049	91533	61.49	65	.02112	.02090	68789	17.28
14	.00054	.00054	91488	60.52	66	.02273	.02247	67351	16.64
15	.00060	.00060	91438	59.55	67	.02446	.02416	65838	16.01
16	.00067	.00067	91383	58.58	68	.02633	.02599	64247	15.39
17	.00074	.00074	91322	57.62	69	.02835	.02795	62577	14.79
18	.00081	.00081	91255	56.67	70	.03053	.03007	60828	14.20
19	.00089	.00089	91181	55.71	71	.03287	.03234	58999	13.63
20	.00097	.00097	91100	54.76	72	.03541	.03479	57091	13.07
21	.00105	.00105	91012	53.81	73	.03814	.03743	55104	12.52
22	.00114	.00114	90916	52.87	74	.04109	.04026	53042	11.99
23	.00124	.00124	90812	51.93	75	.04427	.04331	50906	11.47
24	.00134	.00134	90699	50.99	76	.04769	.04658	48702	10.96
25	.00144	.00144	90578	50.06	77	.05138	.05009	46433	10.48
26	.00155	.00155	90448	49.13	78	.05536	.05386	44107	10.00
27	.00166	.00166	90308	48.21	79	.05964	.05791	41731	9.54
28	.00178	.00177	90159	47.29	80	.06424	.06224	39315	9.10
29	.00190	.00190	89999	46.37	81	.06920	.06689	36868	8.67
30	.00203	.00203	89828	45.46	82	.07454	.07186	34402	8.25
31	.00217	.00216	89646	44.55	83	.08027	.07718	31929	7.85
32	.00231	.00231	89452	43.64	84	.08644	.08286	29465	7.47
33	.00246	.00246	89245	42.74	85	.09306	.08893	27024	7.10
34	.00262	.00262	89025	41.85	86	.10018	.09540	24620	6.74
35	.00280	.00279	88792	40.96	87	.10781	.10230	22272	6.40
36	.00298	.00297	88544	40.07	88	.11600	.10964	19993	6.07
37	.00317	.00317	88281	39.19	89	.12477	.11744	17801	5.76
38	.00338	.00337	88002	38.31	90	.13417	.12573	15711	5.46
39	.00359	.00359	87705	37.44	91	.14422	.13452	13735	5.17
40	.00383	.00382	87390	36.57	92	.15498	.14383	11887	4.90
41	.00408	.00407	87056	35.71					
42	.00435	.00434	86702	34.85					
43	.00463	.00462	86326	34.00					
44	.00494	.00493	85927	33.16					
45	.00527	.00526	85503	32.32					
46	.00563	.00561	85054	31.49					
47	.00601	.00599	84577	30.66					
48	.00642	.00640	84070	29.84					
49	.00686	.00684	83532	29.03					
50	.00733	.00731	82961	28.23					
51	.00785	.00782	82355	27.43					

PARAMETERS: A= .02779 B= .56113
C= .43809 D= .00119
E= .86895 F=63.37608
G= .00012 H= 1.08145

Appendix II

Saudi Monetary Tables(at 5%)

Saudi Monetary Table(interest rate 5% and Males)

Age(x)	Dx	Nx	Sx	Age(x)	Cx	Mx	Rx
10	61391	1206456	21559879	10	22	3919	177832
11	58446	1145065	20353423	11	22	3898	173913
12	55641	1086619	19208358	12	23	3876	170015
13	52969	1030977	18121739	13	24	3853	166139
14	50422	978008	17090762	14	25	3829	162286
15	47996	927586	16112753	15	27	3803	158457
16	45683	879590	15185167	16	28	3776	154654
17	43480	833907	14305578	17	30	3748	150878
18	41379	790427	13471671	18	31	3718	147130
19	39378	749048	12681244	19	33	3687	143412
20	37470	709670	11932196	20	34	3654	139725
21	35652	672201	11222526	21	35	3620	136071
22	33919	636549	10550325	22	36	3585	132451
23	32267	602630	9913776	23	37	3549	128866
24	30694	570363	9311146	24	38	3512	125317
25	29194	539669	8740783	25	39	3473	121805
26	27764	510476	8201113	26	40	3434	118332
27	26402	482711	7690637	27	41	3394	114898
28	25104	456309	7207926	28	42	3353	111504
29	23867	431205	6751617	29	42	3312	108151
30	22688	407338	6320411	30	43	3269	104839
31	21565	384650	5913073	31	44	3226	101570
32	20494	363085	5528423	32	44	3183	98343
33	19474	342591	5165338	33	45	3139	95161
34	18502	323117	4822747	34	45	3094	92022
35	17576	304615	4499630	35	46	3049	88929
36	16693	287039	4195015	36	46	3003	85880
37	15852	270346	3907976	37	47	2957	82877
38	15051	254494	3637631	38	47	2910	79920
39	14287	239443	3383137	39	48	2863	77010
40	13559	225156	3143694	40	48	2815	74148
41	12865	211598	2918538	41	49	2767	71333
42	12203	198733	2706940	42	49	2718	68566
43	11573	186530	2508207	43	50	2669	65848
44	10972	174957	2321677	44	50	2619	63179
45	10400	163984	2146721	45	51	2569	60559
46	9854	153585	1982737	46	51	2518	57990
47	9333	143731	1829152	47	52	2467	55472
48	8837	134398	1685421	48	52	2415	53005
49	8364	125561	1551023	49	53	2363	50590
50	7912	117197	1425463	50	54	2310	48227
51	7482	109285	1308265	51	54	2256	45918
52	7071	101803	1198980	52	55	2202	43662
53	6680	94732	1097177	53	55	2147	41460
54	6306	88052	1002445	54	56	2091	39313
55	5950	81746	914393	55	57	2035	37222
56	5610	75796	832647	56	57	1979	35186

Saudi Monetary Table(interest rate 5% and Males)

Age(x)	Dx	Nx	Sx	Age(x)	Cx	Mx	Rx
55	5950	81746	914393	55	57	2035	37222
56	5610	75796	832647	56	57	1979	35186
57	5286	70186	756851	57	58	1922	33207
58	4976	64900	686665	58	58	1864	31286
59	4681	59924	621765	59	59	1806	29422
60	4399	55243	561841	60	59	1747	27616
61	4130	50844	506597	61	60	1687	25870
62	3874	46714	455753	62	60	1627	24182
63	3629	42841	409039	63	61	1567	22555
64	3395	39212	366198	64	61	1506	20988
65	3172	35817	326987	65	61	1445	19482
66	2960	32644	291170	66	62	1384	18037
67	2758	29684	258526	67	62	1322	16653
68	2565	26926	228842	68	62	1261	15331
69	2381	24362	201915	69	62	1199	14070
70	2206	21981	177554	70	61	1137	12872
71	2040	19775	155573	71	61	1076	11734
72	1881	17735	135798	72	61	1015	10658
73	1731	15854	118062	73	60	955	9643
74	1589	14123	102208	74	59	895	8688
75	1454	12534	88086	75	58	836	7794
76	1327	11079	75552	76	57	777	6958
77	1206	9753	64473	77	56	720	6181
78	1093	8546	54720	78	54	664	5460
79	987	7453	46174	79	53	610	4796
80	887	6467	38721	80	51	557	4186
81	793	5580	32255	81	49	506	3629
82	707	4786	26675	82	47	457	3123
83	626	4080	21888	83	45	410	2666
84	551	3454	17809	84	42	365	2257
85	483	2902	14355	85	40	323	1891
86	420	2419	11453	86	37	283	1568
87	363	1999	9034	87	34	246	1285
88	311	1636	7034	88	32	212	1039
89	265	1325	5398	89	29	180	828
90	223	1060	4074	90	26	151	648
91	187	836	3014	91	23	125	496
92	155	649	2178	92	21	102	371
93	127	495	1528	93	18	81	269
94	103	368	1033	94	16	63	188
95	82	266	665	95	13	48	125
96	65	184	400	96	11	34	77
97	51	119	216	97	9	23	43
98	39	68	97	98	8	14	20
99	29	29	29	99	6	6	6

Saudi Monetary Table(interest rate 5% and Females)

Age(x)	Dx	Nx	Sx	Age(x)	Cx	Mx	Rx
10	61391	1233399	22917821	10	13	2567	133921
11	58454	1172008	21684422	11	13	2554	131353
12	55658	1113553	20512414	12	14	2541	128799
13	52993	1057896	19398861	13	14	2527	126259
14	50456	1004902	18340966	14	14	2513	123732
15	48039	954446	17336063	15	15	2498	121219
16	45736	906408	16381617	16	15	2484	118721
17	43543	860671	15475209	17	15	2468	116237
18	41454	817128	14614538	18	16	2453	113769
19	39465	775674	13797410	19	16	2437	111316
20	37569	736209	13021736	20	16	2421	108879
21	35764	698640	12285527	21	16	2405	106458
22	34045	662875	11586887	22	17	2389	104053
23	32407	628830	10924012	23	17	2372	101664
24	30847	596423	10295182	24	17	2355	99292
25	29361	565577	9698758	25	17	2338	96937
26	27945	536216	9133182	26	17	2321	94599
27	26597	508271	8596966	27	18	2303	92278
28	25313	481674	8088695	28	18	2285	89975
29	24089	456361	7607022	29	18	2267	87690
30	22924	432272	7150661	30	19	2249	85422
31	21814	409348	6718389	31	19	2230	83173
32	20756	387534	6309042	32	19	2212	80943
33	19749	366777	5921508	33	19	2193	78731
34	18789	347028	5554731	34	20	2173	76538
35	17875	328239	5207702	35	20	2154	74365
36	17003	310365	4879463	36	21	2133	72211
37	16173	293361	4569099	37	21	2113	70078
38	15382	277188	4275738	38	21	2092	67965
39	14628	261806	3998549	39	22	2070	65873
40	13910	247178	3736743	40	22	2049	63803
41	13225	233269	3489565	41	23	2026	61754
42	12572	220044	3256296	42	23	2003	59728
43	11950	207472	3036252	43	24	1980	57725
44	11357	195522	2828780	44	25	1956	55745
45	10791	184165	2633259	45	25	1931	53789
46	10252	173374	2449093	46	26	1906	51858
47	9738	163121	2275720	47	26	1880	49952
48	9248	153383	2112598	48	27	1854	48072
49	8781	144135	1959215	49	28	1826	46219
50	8335	135354	1815080	50	28	1799	44392
51	7909	127020	1679726	51	29	1770	42594
52	7503	119110	1552706	52	30	1741	40824
53	7116	111607	1433595	53	31	1711	39083
54	6747	104491	1321988	54	31	1680	37372
55	6394	97744	1217498	55	32	1649	35691
56	6057	91350	1119754	56	33	1617	34042

Saudi Monetary Table(interest rate 5% and Females)

Age(x)	Dx	Nx	Sx	Age(x)	Cx	Mx	Rx
55	6394	97744	1217498	55	32	1649	35691
56	6057	91350	1119754	56	33	1617	34042
57	5736	85292	1028404	57	34	1584	32425
58	5429	79556	943111	58	34	1550	30841
59	5136	74127	863555	59	35	1516	29291
60	4857	68990	789428	60	36	1481	27775
61	4589	64134	720438	61	37	1445	26294
62	4334	59544	656304	62	37	1408	24849
63	4090	55210	596760	63	38	1371	23441
64	3857	51120	541549	64	39	1332	22071
65	3635	47263	490429	65	40	1294	20738
66	3422	43628	443167	66	40	1254	19445
67	3219	40206	399539	67	41	1214	18191
68	3024	36987	359333	68	42	1173	16977
69	2839	33963	322346	69	42	1131	15805
70	2661	31124	288383	70	43	1089	14674
71	2492	28463	257259	71	43	1046	13585
72	2330	25971	228796	72	44	1003	12539
73	2175	23641	202825	73	44	959	11536
74	2028	21465	179184	74	44	915	10577
75	1887	19438	157719	75	45	871	9662
76	1753	17551	138282	76	45	826	8792
77	1624	15798	120731	77	45	782	7965
78	1502	14174	104933	78	45	737	7184
79	1386	12671	90759	79	44	692	6447
80	1276	11285	78088	80	44	648	5754
81	1171	10009	66804	81	44	604	5106
82	1072	8838	56795	82	43	560	4502
83	978	7766	47957	83	42	517	3942
84	889	6788	40191	84	41	475	3425
85	805	5899	33403	85	40	434	2950
86	726	5094	27504	86	39	393	2516
87	652	4368	22410	87	38	354	2123
88	583	3716	18042	88	37	316	1769
89	519	3132	14327	89	35	279	1454
90	459	2613	11194	90	33	244	1174
91	404	2154	8581	91	32	211	930
92	353	1750	6427	92	30	179	719
93	307	1397	4676	93	28	150	540
94	265	1090	3279	94	26	122	391
95	226	826	2189	95	23	96	269
96	192	599	1363	96	21	73	172
97	162	407	764	97	19	52	99
98	135	246	357	98	17	32	48
99	111	111	111	99	15	15	15